



FutureGen 2.0 Overview

*Tom Sarkus, NETL Office of Major Demonstrations
July 12, 2012*


Office of Fossil Energy



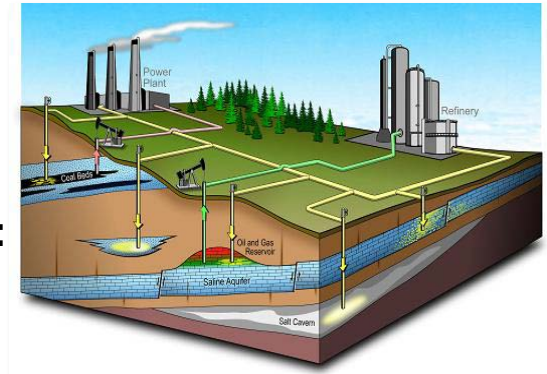
FutureGen 2.0

Large-Scale Oxy-Combustion Integrated with CCS

- Repower Unit 4 of Ameren's Meredosias, Illinois power station with coal-fueled oxy-combustion
- Utilize existing 200 MWe steam turbine & Meredosias plant infrastructure
- Pipeline CO₂ ~30 miles to sequestration site in NE Morgan County, Illinois & sequester CO₂ in Mt. Simon saline sandstone formation



FutureGen 2.0



- On Sept. 27, 2010, the U.S. Department of Energy awarded:
 - \$590 million to Ameren Energy Resources, Babcock & Wilcox, and American Air Liquide to demonstrate Oxy-Combustion technology at utility-scale; and
 - \$459 million to the FutureGen Alliance to transport & geologically sequester the CO₂, and to build a visitor center and research & training facilities
- The FutureGen 2.0 project will incorporate:
 - CO₂ Capture: Repower an existing Ameren power plant unit in Meredosia, Illinois with oxy-combustion and CO₂ compression & purification;
 - CO₂ Transport: Build a CO₂ pipeline to a CO₂ storage facility in Morgan County, Illinois (preferred site); and
 - CO₂ Storage: Develop a deep saline geologic storage facility to sequester CO₂ from the power plant in the Mt. Simon sandstone formation

FutureGen 2.0 Project Participants



Power Generation & CO₂ Capture



CO₂ Transport & Storage

International Non-Profit Consortia



FutureGen 2.0



FutureGen 2.0 Oxy-Combustion Project

Meredosia Plant

- Meredosia, Illinois;
Owned by Ameren
Energy Resources
- 3 coal-fired units
(Units 1 & 2 retired)
- Unit 4, oil-fired boiler
built in 1975;
~200 MWe nameplate,
~170 MWe net rating,
2400 psig 1000 / 1000°F
steam cycle

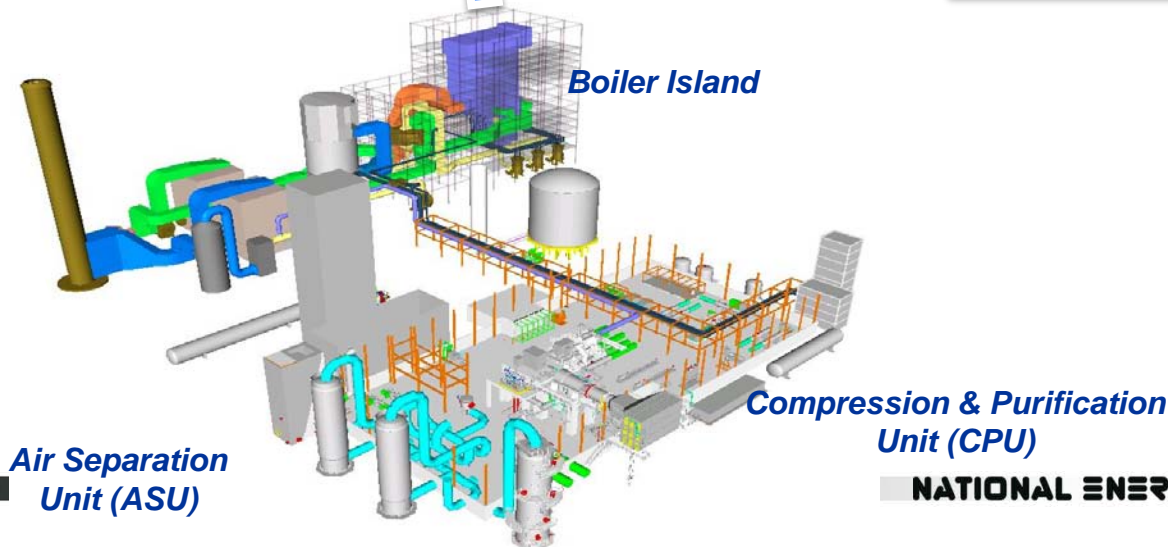


FutureGen 2.0: Meredosias Power Station



Meredosias Plant

- Unit 4, oil-fired; turbine & generator have low operating hours
- Repower Unit 4 steam turbine with purpose-built pulverized coal Oxy-boiler
- Infrastructure exists to accommodate repowering Unit 4 with coal
- Illinois coal, PRB or Illinois/PRB coal blends
- Barge & truck unloading facilities
- (Rail access nearby)
- 3500 tpd CO₂ to pipeline & storage project



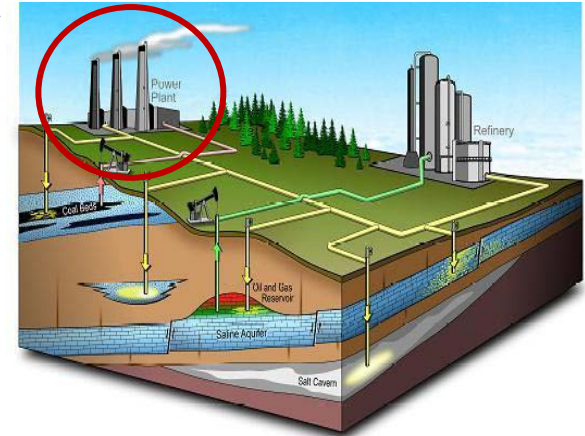
FutureGen 2.0: Oxy-Combustion Repowering

A large-scale integrated test to repower Ameren's existing Meredosias Unit 4 with oxy-combustion & carbon capture technology


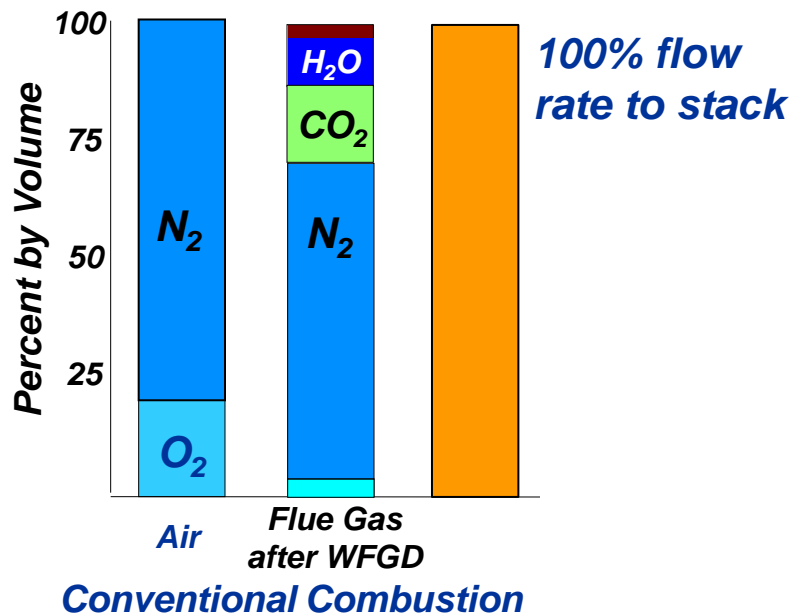
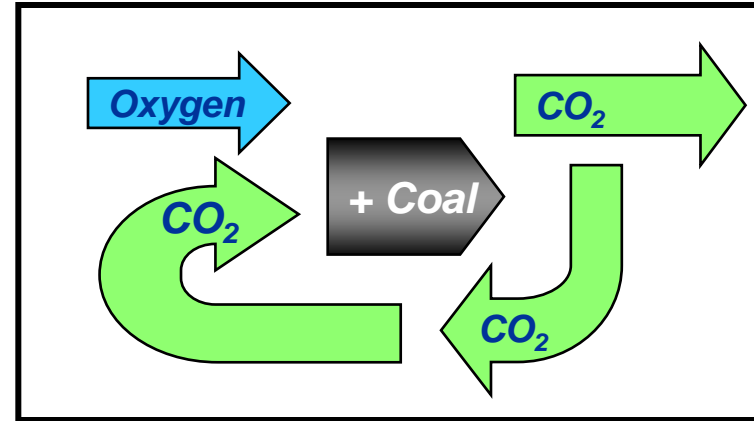
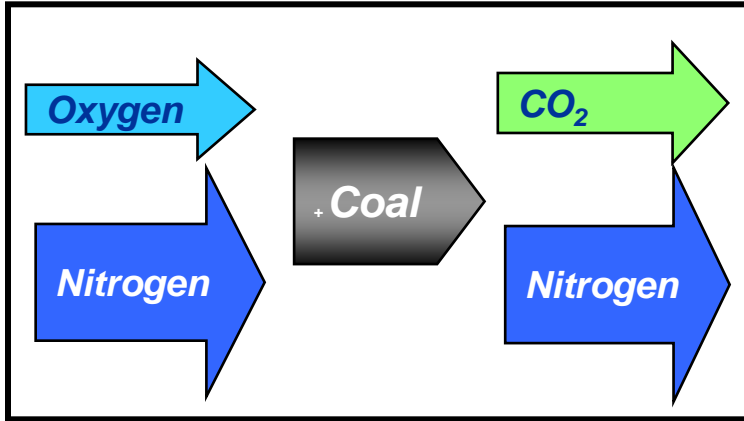
- ✓ A purpose-built oxy-combustion system
- ✓ Confirmation that oxy-combustion is a viable repowering/new build technology for coal-fueled power plants, incorporating a testing program that will utilize Illinois bituminous coals & other coals
- ✓ Basis for industry acceptance: lowers equipment, operational, reliability & financial risks for future commercial deployments to meet U.S. & world energy needs

Benefits of the Meredosias Host Site

- ✓ Existing site infrastructure conserves capital cost
- ✓ It is the “right size” unit
 - Demonstrates retrofit/repowering potential for existing coal units
 - Large enough test of the technology to support commercial deployment (e.g., 500-800 MWe, supercritical) without another, intermediate, scale-up step
 - Small enough to conserve capital expense for a large-scale integrated test

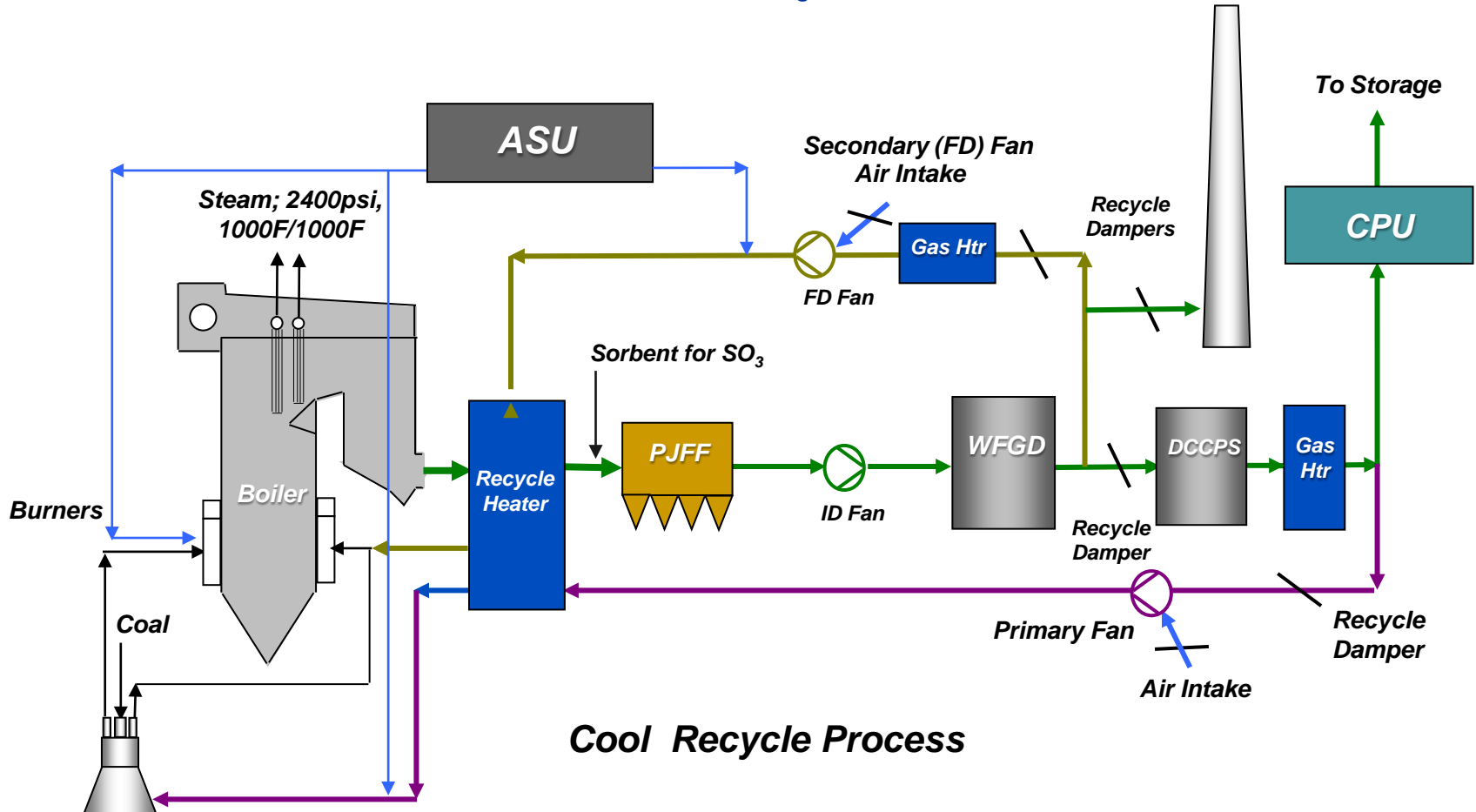


Oxy-Coal Combustion Principles



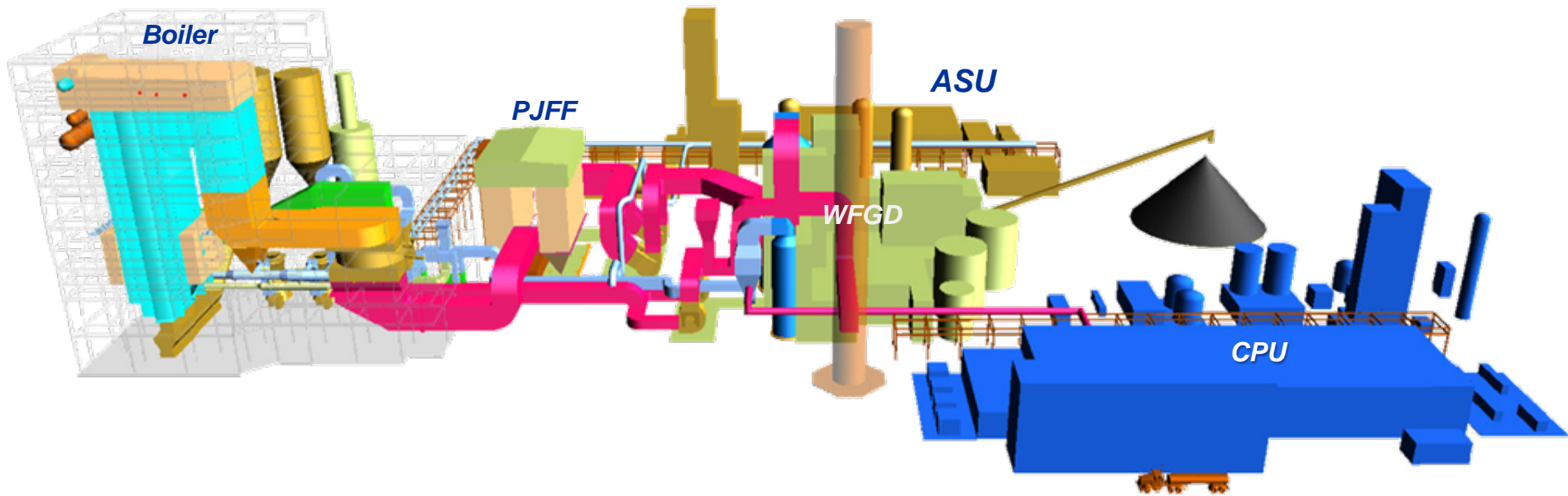
FutureGen 2.0 Oxycombustion Carbon Capture Plant

Power Block Configuration



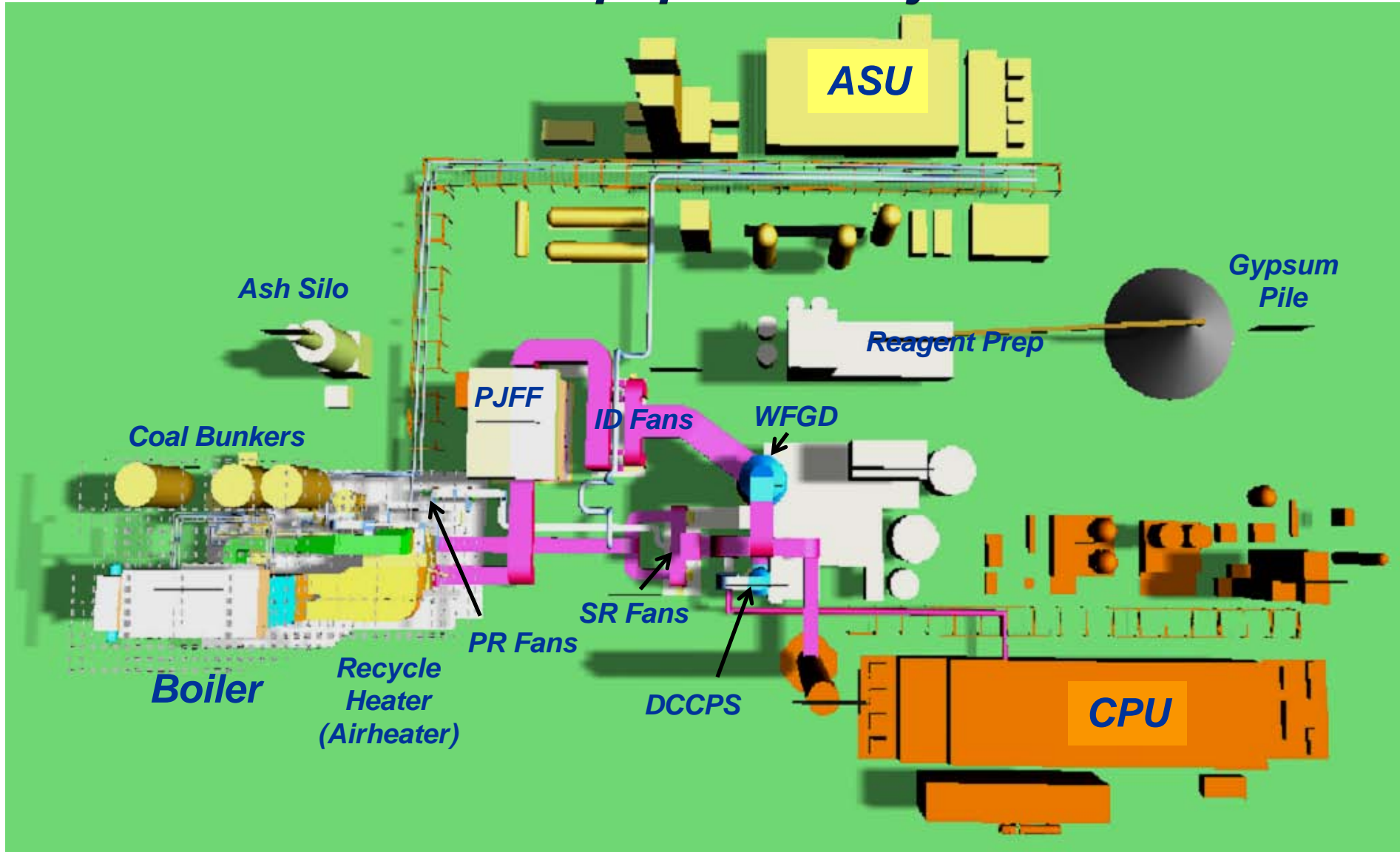
Cool Recycle Process

FutureGen 2.0 Oxy-Coal Capture Plant



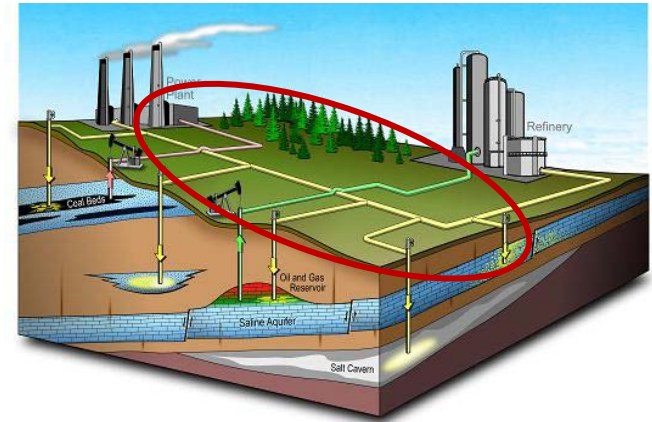
Not the optimal equipment arrangement for a new plant, but the best possible in this case due to site space limitations. Will be a common occurrence with existing plant retrofits & repowerings.

Plant Equipment Layout



FutureGen 2.0: CO₂ Transmission Pipeline

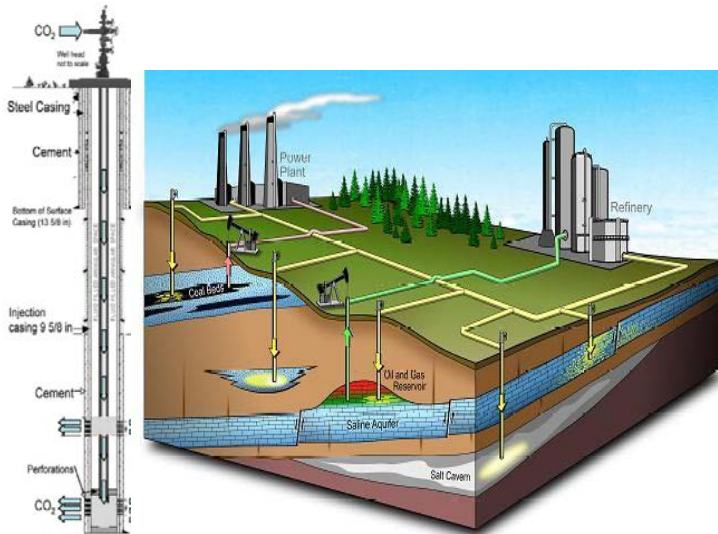
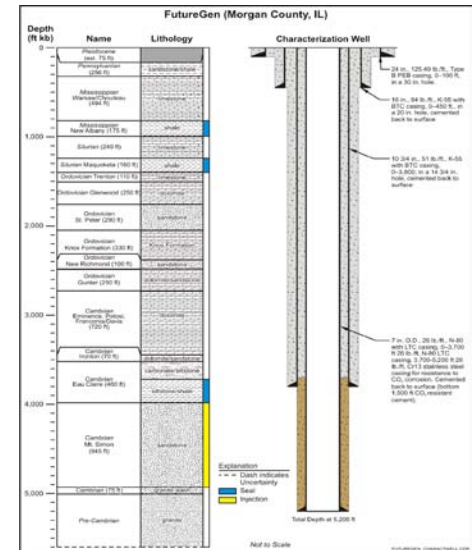
- Pipeline to transport CO₂ from Meredosia to preferred CO₂ storage site in northeastern Morgan County, Illinois
 - ~30 miles of pipeline from Meredosia to Morgan County site
 - 12-inch diameter pipeline; 2000 psi operating pressure
 - 4-mile wide corridor to be studied as part of EIS



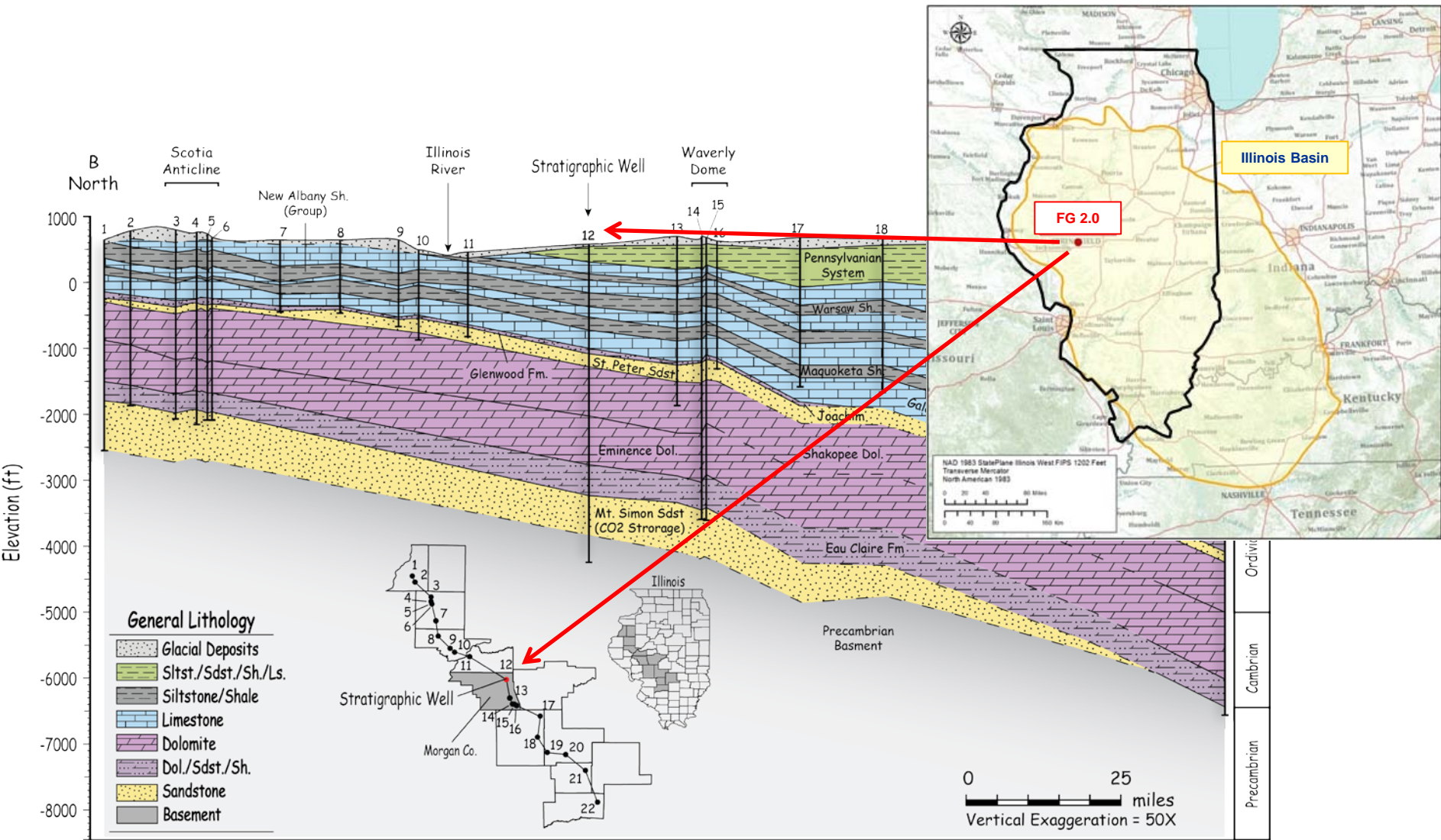
FutureGen 2.0: Geological CO₂ Storage

- **Design, build & operate geologic storage repository capable of safely & permanently sequestering anthropogenic CO₂**
 - Site characterization for large volumes to be stored
 - ... Modeling, seismic surveys, drilling of characterization wells, injection well design
 - Visitor, education & research facilities
 - Strong community interest, at preferred site & two alternate sites
 - Characterization well completed to depth of 4826' on December 4, 2011
 - Core sample analyses & reservoir characterization studies under way

1. The FGA will not cost share in the visitor, education and training facilities.




Illinois Basin and Regional Geology

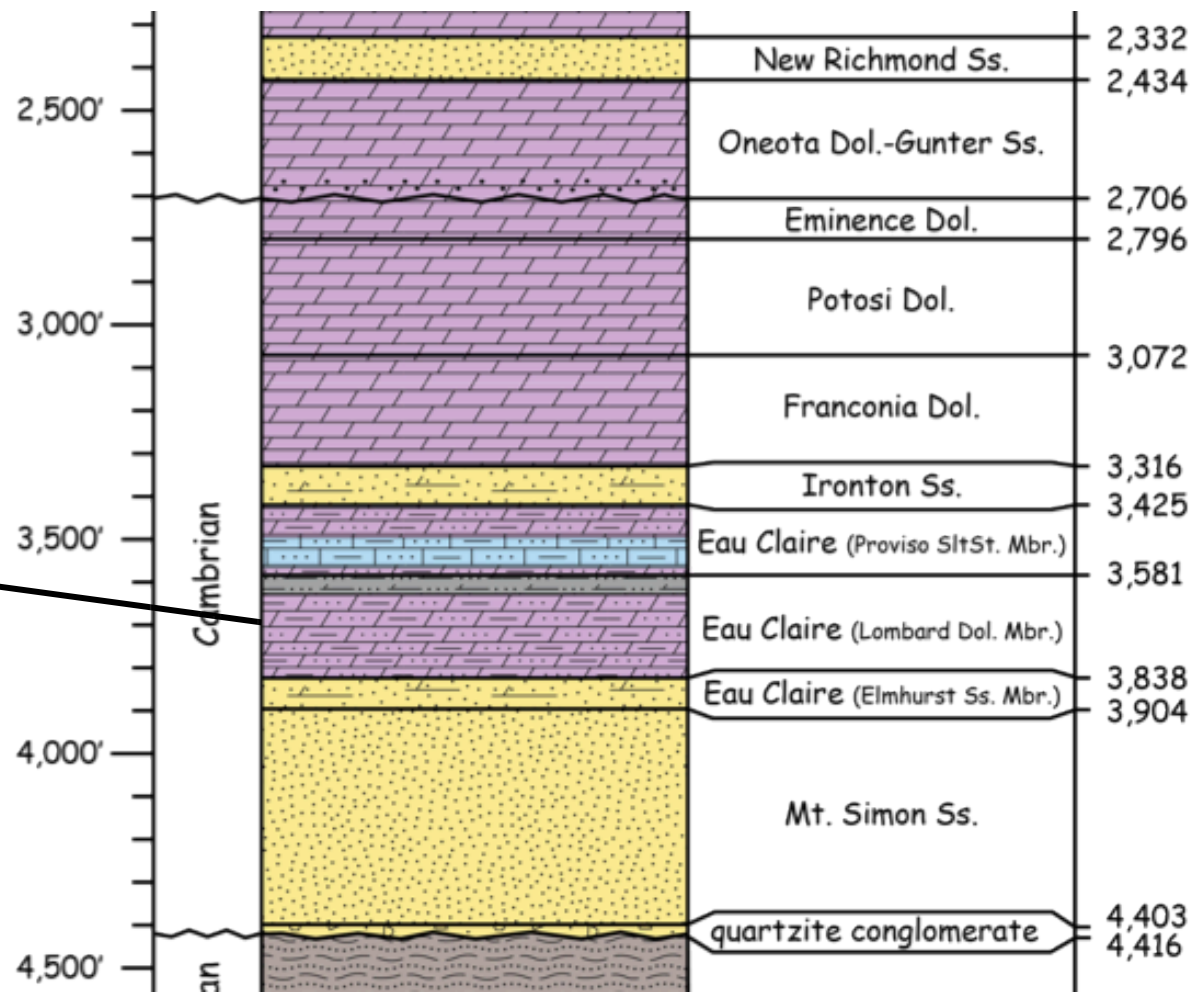


Ful6ev/N-S_x-sec_KRP_122211

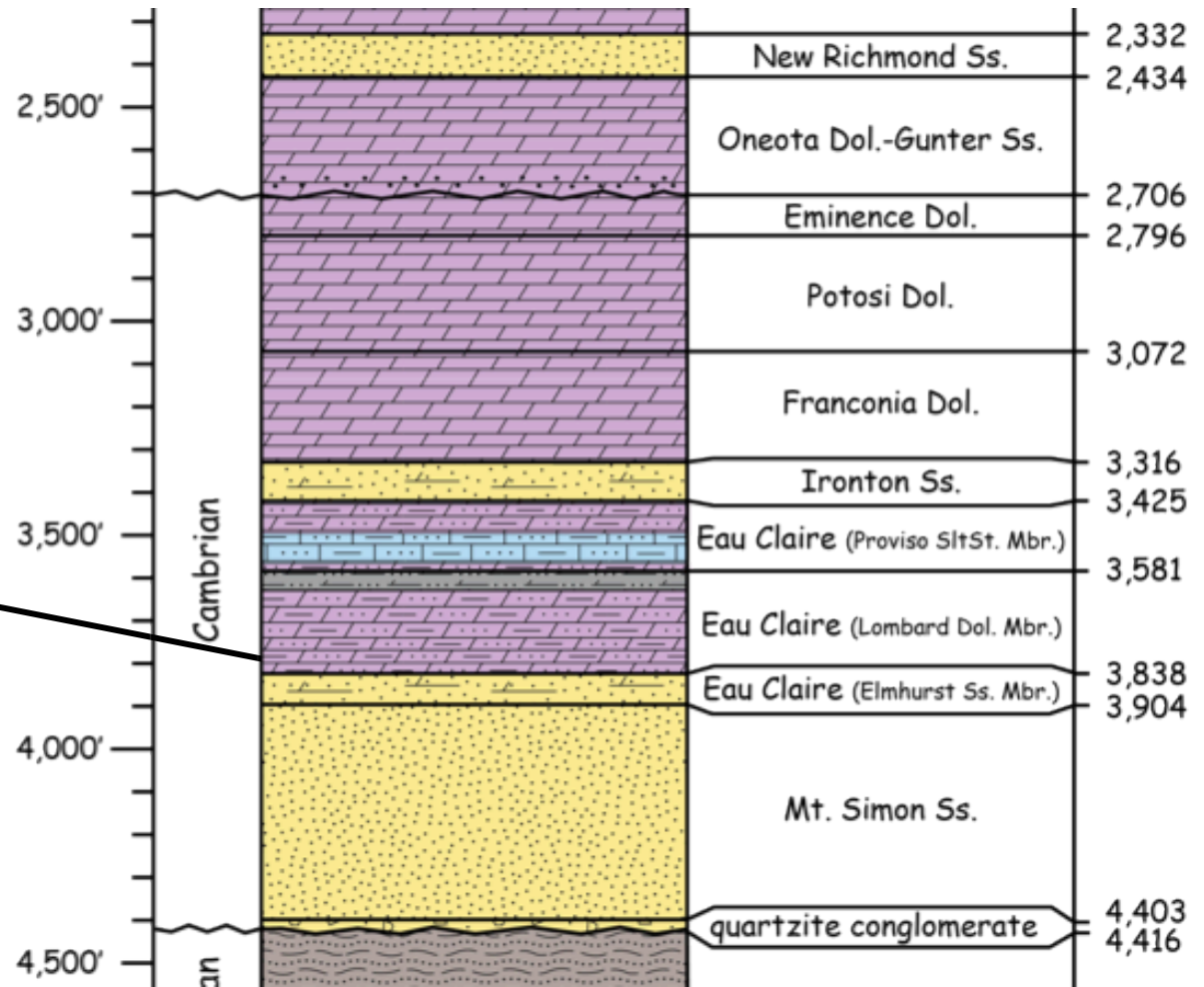
Stratigraphy – Morgan County Well



Caprock Seal ~1,130m BGS



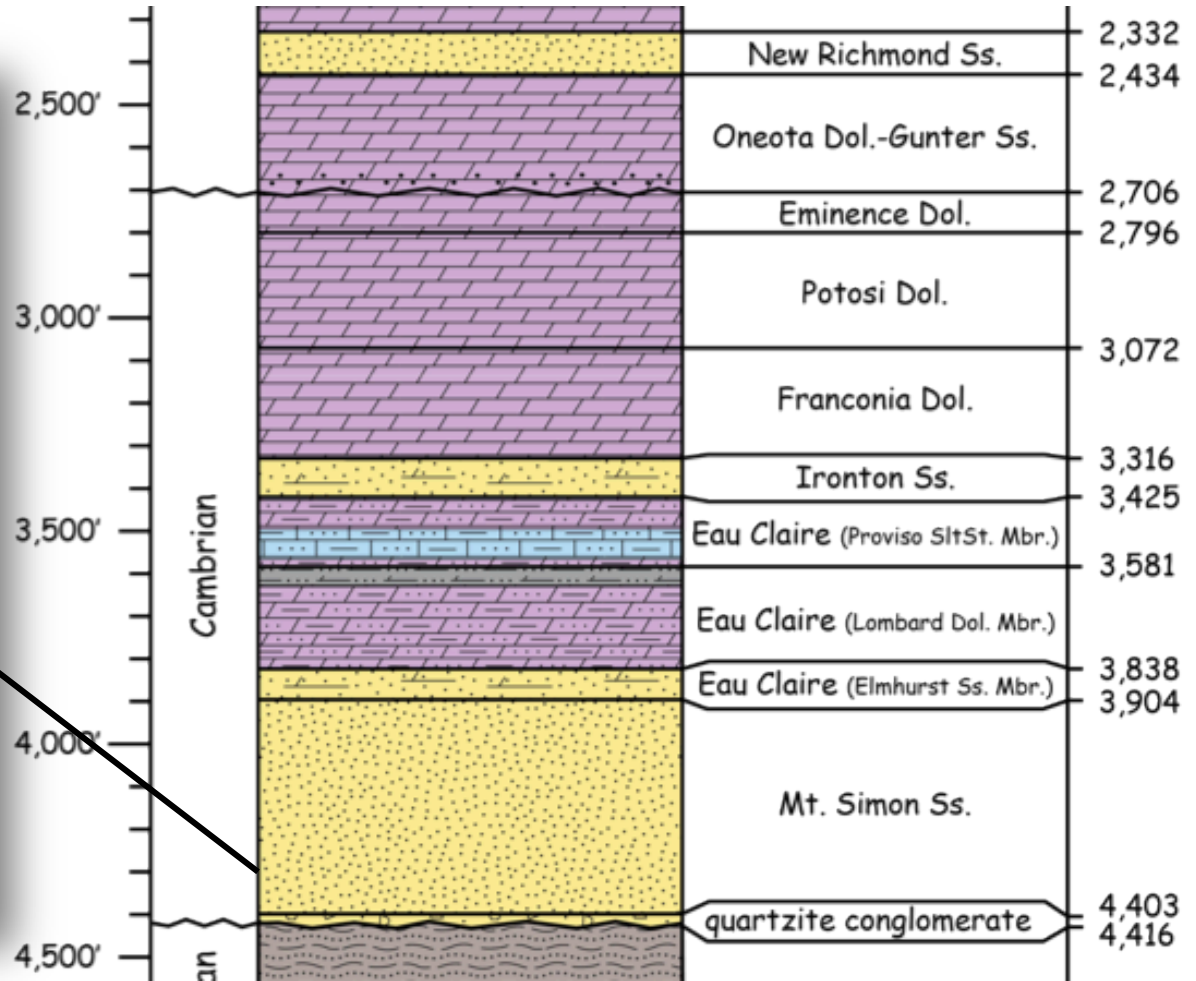
Caprock Seal ~1,160m BGS



Sandstone Formation ~1,300m BGS



4284 ft



For Additional Information

Thomas A. Sarkus, Division Director
 Project Financing & Technology Deployment Division
 Office of Major Demonstrations
 Strategic Center for Coal
 National Energy Technology Laboratory
 U.S. Department of Energy
 Mail Stop 922-1W13, P.O. Box 10940
 Pittsburgh, PA 15236-0940

Phone: 412-386-5981 Fax: 412-386-4183
 E-Mail: Thomas.Sarkus@netl.doe.gov



NETL
www.netl.doe.gov



Office of Fossil Energy
www.fe.doe.gov